













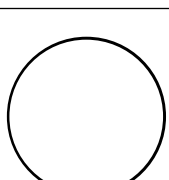












































<b>Phases of the Moon Animated Flip-book</b>			<b>8</b>	_____	
<b>1</b>	_____		<b>9</b>	_____	
<b>2</b>	_____		<b>10</b>	_____	
<b>3</b>	_____		<b>11</b>	_____	
<b>4</b>	_____		<b>12</b>	_____	
<b>5</b>	_____		<b>13</b>	_____	
<b>6</b>	_____		<b>14</b>	_____	
<b>7</b>	_____		<b>15</b>	_____	

16	_____		24	_____	
17	_____		25	_____	
18	_____		26	_____	
19	_____		27	_____	
20	_____		28	_____	
21	_____		29	_____	
22	_____		<p><b>Instructions:</b></p> <ol style="list-style-type: none"> <li>1. Write the names of the moon phases on the correct cards.</li> <li>2. Cut out numbered sections.</li> <li>3. Put the cards in numerical order and staple book together.</li> <li>4. Flip the pages with your thumb to see the moon shape change through each phase.</li> </ol>		
23	_____				

<b>Phases of the Moon Animated Flip-book</b>			<b>8</b>	<b>First Quarter</b>	
<b>1</b>	<b>New Moon</b>		<b>9</b>	<b>Waxing Gibbous</b>	
<b>2</b>	<b>Waxing Crescent</b>		<b>10</b>	<b>Waxing Gibbous</b>	
<b>3</b>	<b>Waxing Crescent</b>		<b>11</b>	<b>Waxing Gibbous</b>	
<b>4</b>	<b>Waxing Crescent</b>		<b>12</b>	<b>Waxing Gibbous</b>	
<b>5</b>	<b>Waxing Crescent</b>		<b>13</b>	<b>Waxing Gibbous</b>	
<b>6</b>	<b>Waxing Crescent</b>		<b>14</b>	<b>Waxing Gibbous</b>	
<b>7</b>	<b>First Quarter</b>		<b>15</b>	<b>Full Moon</b>	

16	Waning Gibbous		24	Waning Crescent	
17	Waning Gibbous		25	Waning Crescent	
18	Waning Gibbous		26	Waning Crescent	
19	Waning Gibbous		27	Waning Crescent	
20	Waning Gibbous		28	Waning Crescent	
21	Waning Gibbous		29	New Moon	
22	Third Quarter		<p><b>Instructions:</b></p> <ol style="list-style-type: none"> <li>1. Cut out numbered sections.</li> <li>2. Put the cards in numerical order and staple book together.</li> <li>3. Flip the pages with your thumb to see the moon shape change through each phase.</li> </ol>		
23	Waning Crescent	